

Lighthouse Academy JJ/Residential School Program Educational Goal

Report

Dr. Heidi Cate, Superintendent

Lucas Yax, Assistant Superintendent of Residential and Juvenile Justice School Programs

Matt Milanowski, Principal- Waalkes, Pier, Muskegon JDC (Port)

Ronda Dyer, Principal- Eagle Village

Juvenile Justice Programs

(Muskegon JTC, Ottawa JDC, Waalkes, & Pier)

2022/23 Goals:

Credits

In the 22/23 school year, Lighthouse JJ students will increase in number of credits earned throughout the school year.

Objectives

In the 22/23 school year, Lighthouse JJ students will increase in mastery of Reading, Math, and 96 hour Objectives.

Prosocial:

By the end of the 22/23 school year, Lighthouse residential students will overall increase pro-social skills and show a decrease in negative behaviors as seen through the number of referrals reported through RTC referrals, Suspensions, and SRSS data

Enrollment

<u>School</u>	<u>Average Enrollment</u>	<u>Average Daily Attendance</u>	<u>Average Length of Stay</u>
The Port (Muskegon JDC)	14.42	13.05	20.96
Ottawa JDC	27.39	19.94	14.82
Waalkes	77.13	73.72	17
Pier	All Students Provided Services 35.11 Full-Time Enrolled	All Students Provided Services 7.55 Full-Time Enrolled	All Students Provided Services 43.64 Full-Time Enrolled

	21.26	7.32	45.69
--	-------	------	-------

Objectives Met

<u>School</u>	<u>96 hour</u>	<u>Reading</u>	<u>Math</u>	<u>Total</u>
The Port (Muskegon JDC)	132	262	514	908
Ottawa JDC	401	833	1074	2308
Waalkes	2589	2849	6447	11885
Pier	487	192	343	1022

Credits Earned

<u>School</u>	<u>ELA</u>	<u>Math</u>	<u>S.S</u>	<u>Science</u>	<u>PE</u>	<u>Other</u>	<u>Total</u>
The Port (Muskegon JDC)	15.5	5.25	19.25	10	30	14.75	94.75
Ottawa JDC	10	21	19	7.5	11.75	10.75	80
Waalkes	46.75	47	46.25	57	31.25	49	277.25
Pier	40	19.5	24.25	21.75	NA	25.75	131.25

Recidivism Rates

<u>Location</u>	<u>Graduates</u>	<u>Non-Recidivism Percentage of Graduates</u>
The Port (Muskegon JDC)	1	100%
Ottawa JDC	3	100%
Waalkes	11	36%

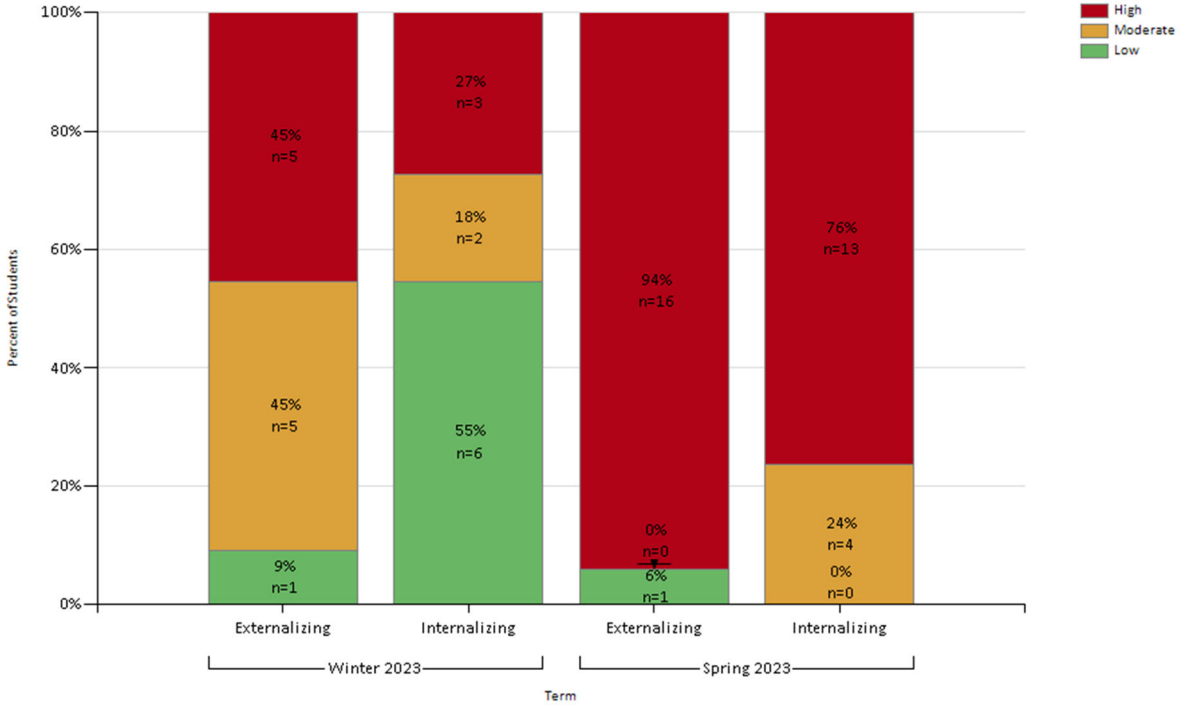
Pier	39	49%
-------------	----	-----

SRSS Data

District: Lighthouse Academy
School: Lighthouse Academy- Ottawa JDC
School Year 2022-23
SRSS Results Over Time - School

District: Lighthouse Academy
 School: Lighthouse Academy - Ottawa Juvenile Detention Center
 Grade Level: High School

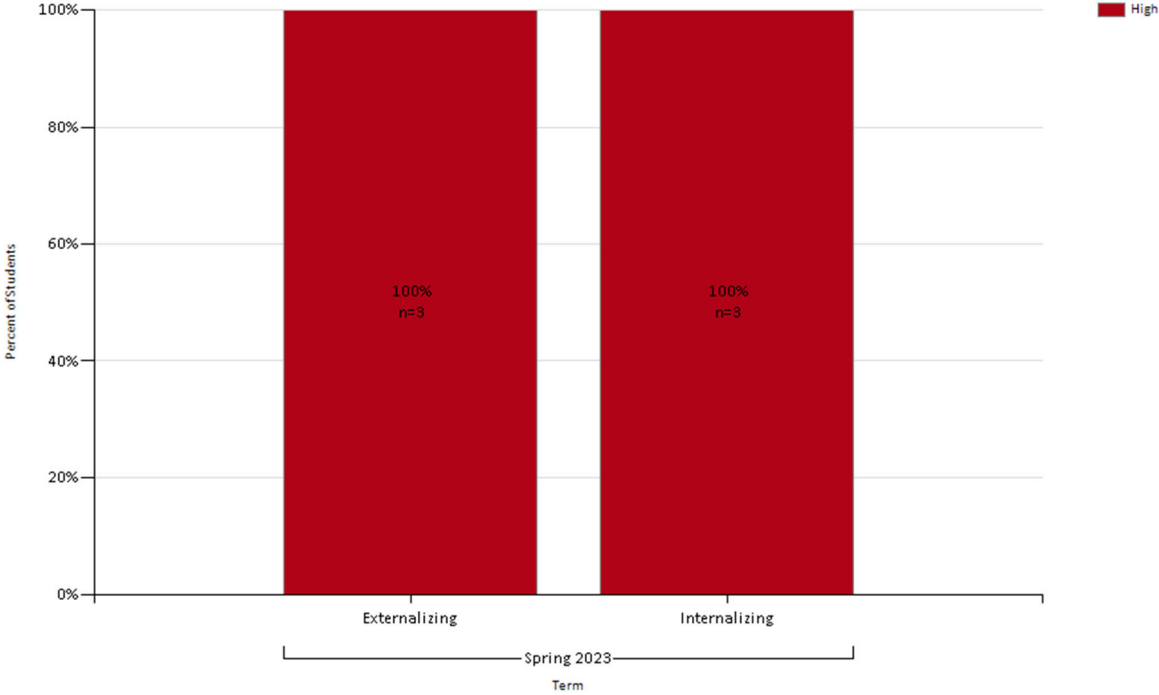
Term(s): Winter 2023, Spring 2023
 Behavior(s): Externalizing, Internalizing



SRSS Results Over Time - School

District: Lighthouse Academy
School: Lighthouse Academy - Ottawa Juvenile Detention Center
Grade Level: 8th Grade

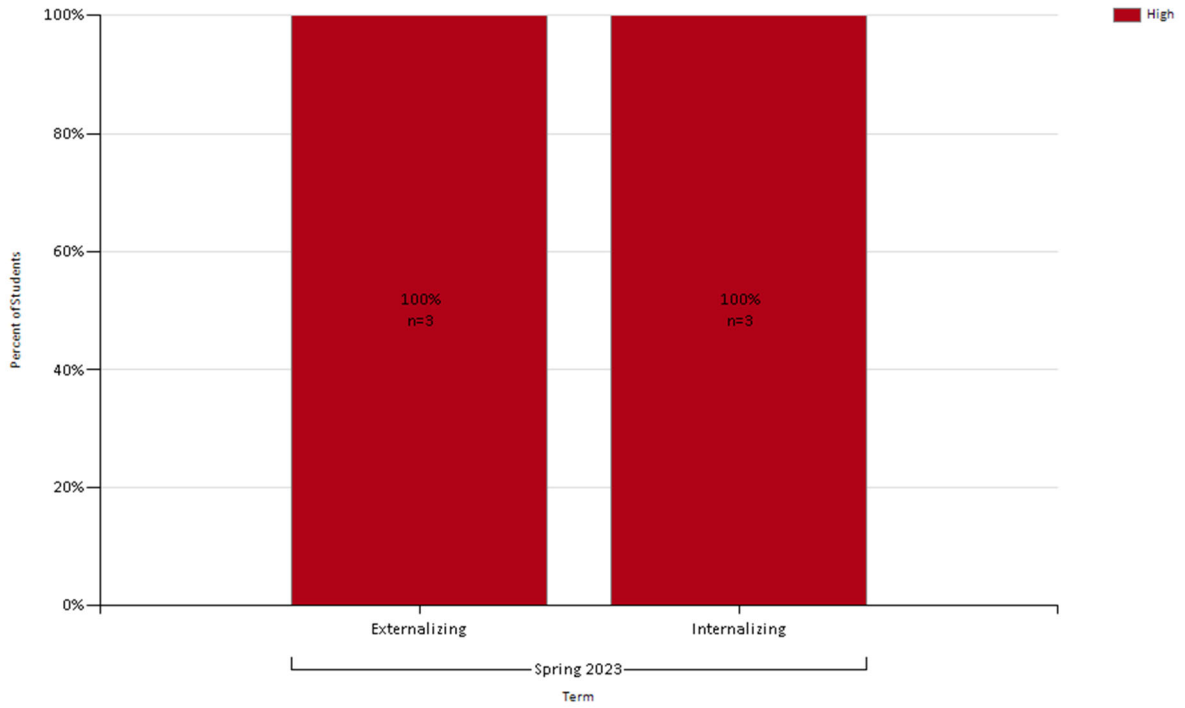
Term(s): Winter 2023, Spring 2023
Behavior(s): Externalizing, Internalizing



SRSS Results Over Time - School

District: Lighthouse Academy
School: Lighthouse Academy - Ottawa Juvenile Detention Center
Grade Level: 7th Grade

Term(s): Winter 2023, Spring 2023
Behavior(s): Externalizing, Internalizing

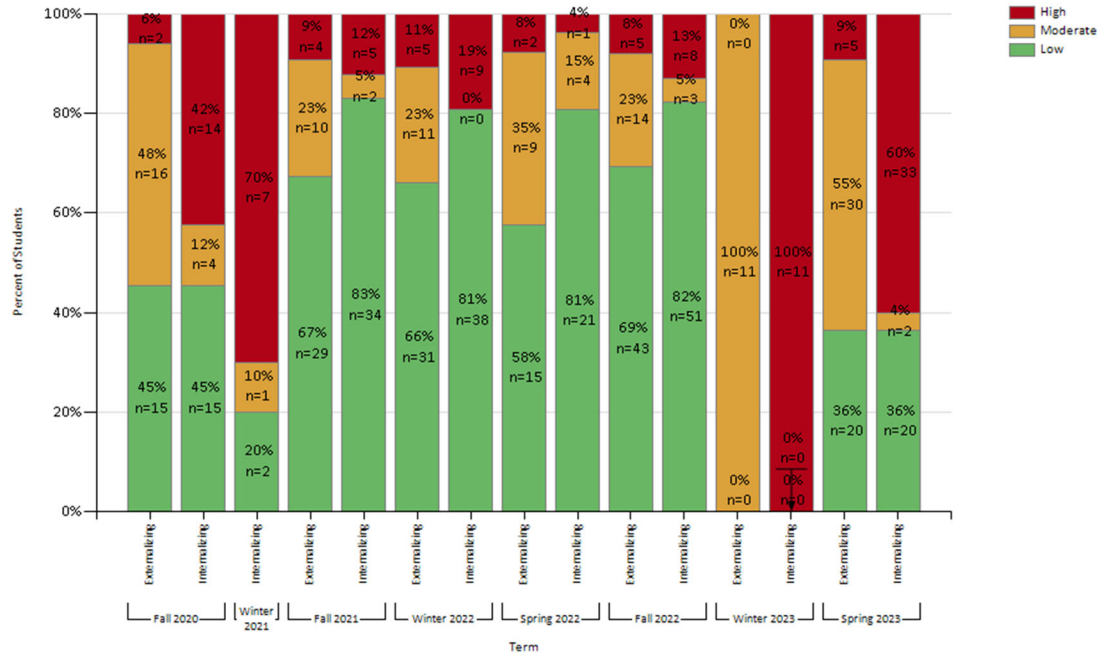


District: Lighthouse Academy
School: Lighthouse Academy- Waalkes
School Year 2022-2023

SRSS Results Over Time - School

District: Lighthouse Academy
 School: Lighthouse Academy - Waalkes
 Grade Level: High School

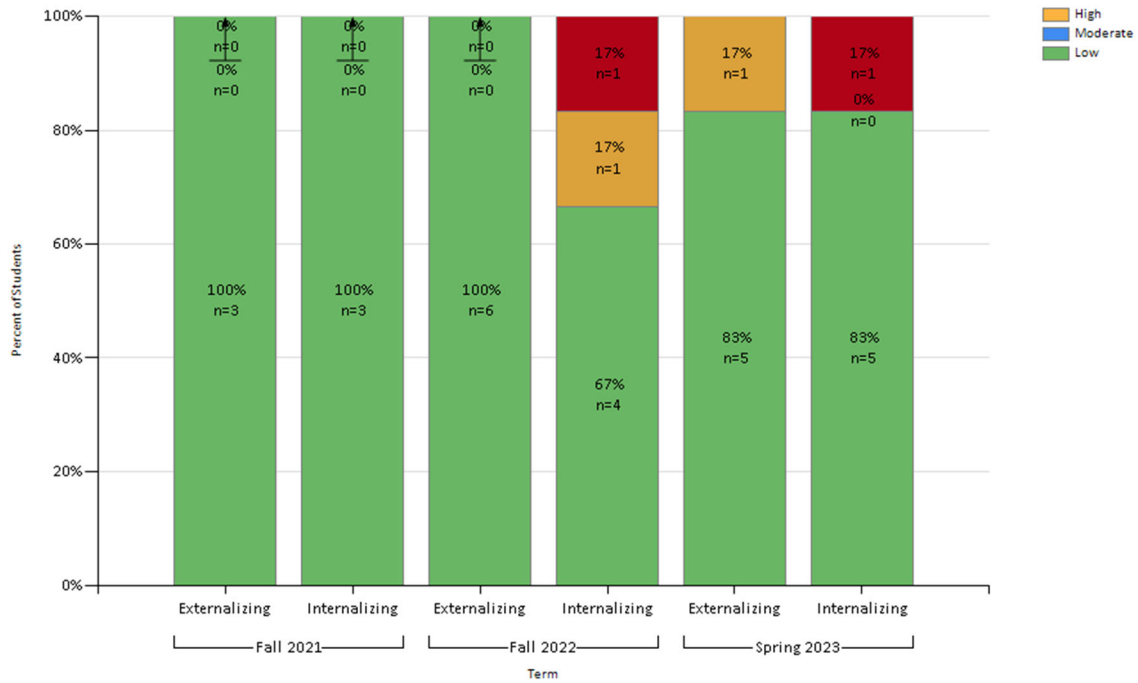
Term(s): Fall 2020, Winter 2021, Fall 2021, Winter 2022, Spring 2022, Fall 2022, Winter 2023, Spring 2023
 Behavior(s): Externalizing, Internalizing



SRSS Results Over Time - School

District: Lighthouse Academy
 School: Lighthouse Academy - Waalkes
 Grade Level: 8th Grade

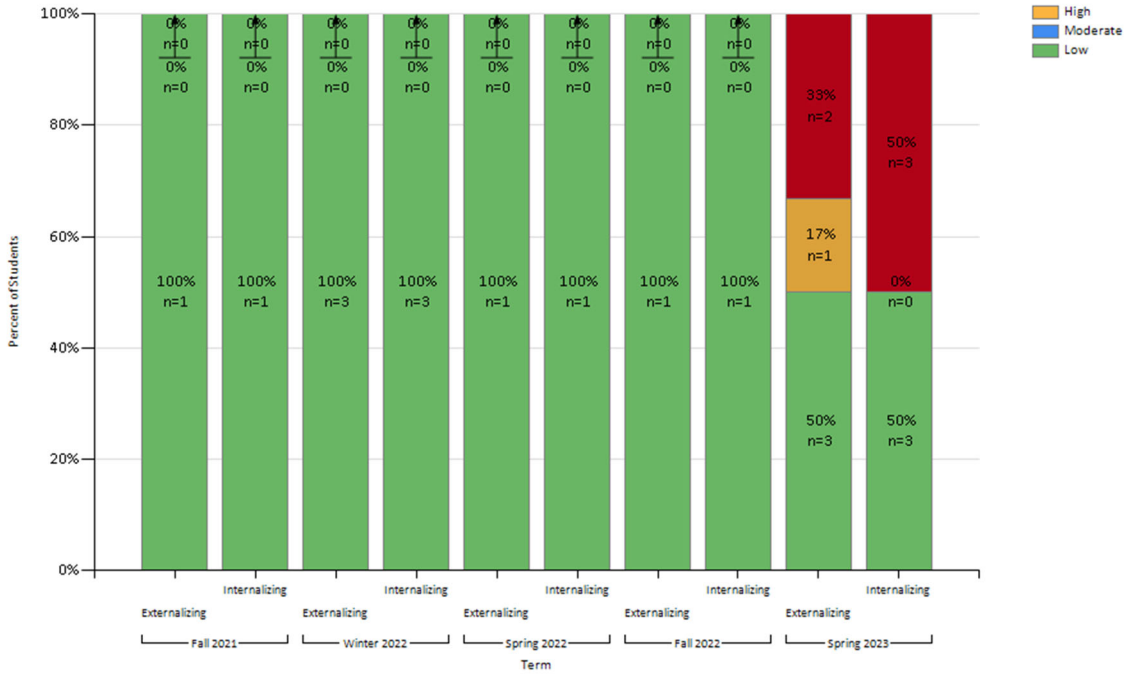
Term(s): Fall 2020, Winter 2021, Fall 2021, Winter 2022, Spring 2022, Fall 2022, Winter 2023, Spring 2023
 Behavior(s): Externalizing, Internalizing



SRSS Results Over Time - School

District: Lighthouse Academy
 School: Lighthouse Academy - Waalkes
 Grade Level: 7th Grade

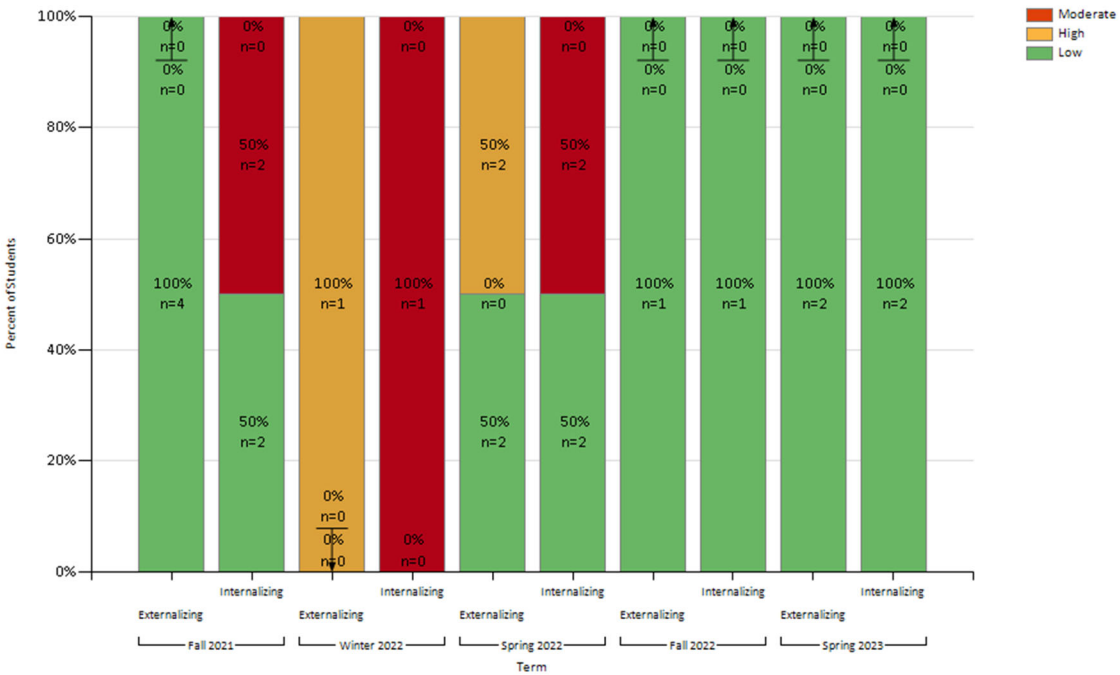
Term(s): Fall 2020, Winter 2021, Fall 2021, Winter 2022, Spring 2022, Fall 2022, Winter 2023, Spring 2023
 Behavior(s): Externalizing, Internalizing



SRSS Results Over Time - School

District: Lighthouse Academy
 School: Lighthouse Academy - Waalkes
 Grade Level: 6th Grade

Term(s): Fall 2020, Winter 2021, Fall 2021, Winter 2022, Spring 2022, Fall 2022, Winter 2023, Spring 2023
 Behavior(s): Externalizing, Internalizing

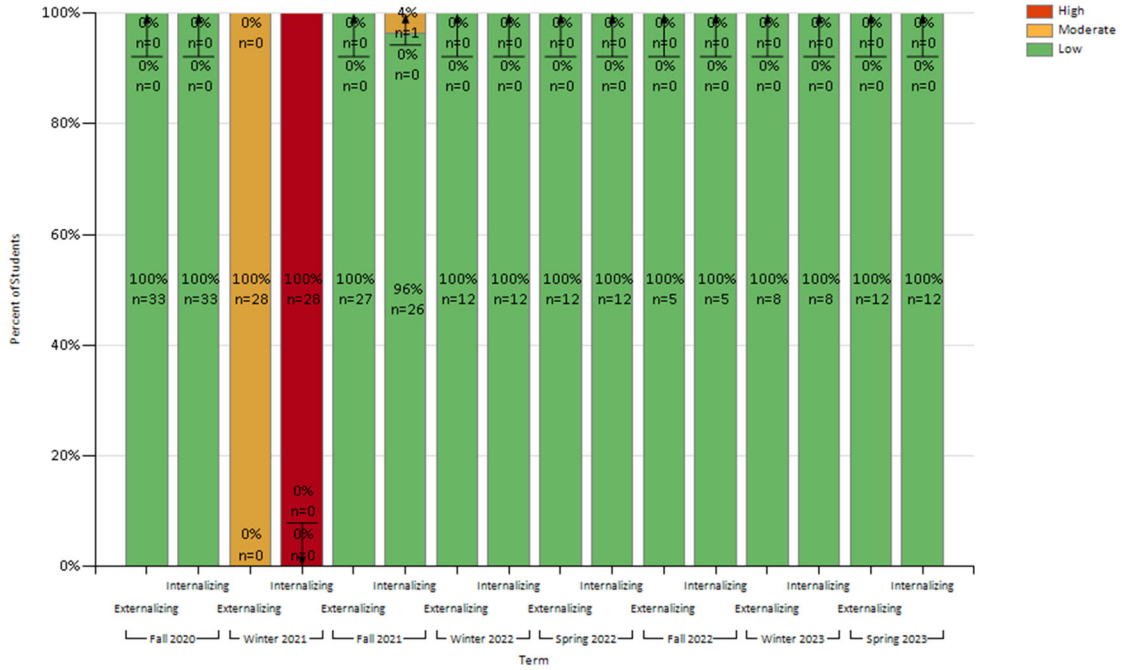


District: Lighthouse Academy
School: Lighthouse Academy- Pier
School Year 2022-2023

SRSS Results Over Time - School

District: Lighthouse Academy
 School: Lighthouse Academy - The Pier
 Grade Level: High School

Term(s): Fall 2020, Winter 2021, Fall 2021, Winter 2022, Spring 2022, Fall 2022, Winter 2023, Spring 2023
 Behavior(s): Externalizing, Internalizing



Residential Programs

(Wedgwood & Eagle Village)

2022/2023 Goals:

NWEA MAP:

In the 22/23 school year, Lighthouse Residential students will show significant growth between two NWEA Map Window.

Academic Standards

In the 22/23 school year, Lighthouse Residential students will show growth in Credits and Standards Earned and Mastered vs attempted.

Prosocial:

By the end of the 22/23 school year, Lighthouse residential students will overall increase pro-social skills and show a decrease in negative behaviors as seen through the number of referrals reported through RTC referrals, Suspensions, and SRSS data

Enrollment

<u>Location</u>	<u>Average Enrollment</u>	<u>Average Daily Attendance</u>	<u>Average Length of Stay</u>
Wedgwood	33.74	32.4	45.51
Eagle Village	37.96	33.78	97.92

Standards Mastered vs Attempted

<u>Wedgwood</u>	<u>ELA</u>	<u>Math</u>	<u>S.S</u>	<u>Science</u>	<u>PE</u>	<u>Total</u>
1st Trimester	227/335	163/192	237/247	302/328	4/4	933/1106
2nd Trimester	193/268	81/106	350/407	46/52	55/62	725/895
3rd	165/238	109/151	338/478	44/46	0/0	656/913

Trimester						
Total:	585/841	353/449	925/935	392/426	59/66	2314/2914

<u>Eagle Village</u>	<u>ELA</u>	<u>Math</u>	<u>S.S</u>	<u>Science</u>	<u>PE</u>	<u>Total</u>
1st Trimester	26 Attempted 40 Mastered	9 Attempted 9 Mastered	6 Attempted 28 Mastered	61 Attempted 384 Mastered	0 Attempted 48 Mastered	102 Attempted 509 Mastered
2nd Trimester	175 Attempted 166 Mastered	116 Attempted 88 Mastered	111 Attempted 100 Mastered	602 Attempted 574 Mastered	94 Attempted 94 Mastered	1098 Attempted 1022 Mastered
3rd Trimester	283 Attempted 255 Mastered	373 Attempted 242 Mastered	108 Attempted 68 Mastered	743 Attempted 685 Mastered	186 Attempted 169 Mastered	1419 Attempted 1693 Mastered
Total:	484 Attempted 461 Mastered	498 Attempted 339 Mastered	225 Attempted 196 Mastered	1406 Attempted 1,643 Mastered	280 Attempted 311 Mastered	2,619 Attempted 3,224 Mastered

Credits Attempted/Earned

<u>Wedgwood</u>	<u>ELA</u>	<u>Math</u>	<u>S.S</u>	<u>Science</u>	<u>PE</u>	<u>Total</u>
1st Trimester	13.5/25	10.5/26	15/25	10/32.5	10/15	59/123.5
2nd Trimester	13/30	9.25/28	11/18	4.25/18	15.25/25.5	52.75/119.5
3rd Trimester	14.5/24	9/24	12.75/24	16/26.5	NA	52/98.5
Total:	41/79	28.75/78	38.75/68	30.25/77	25.25/40.5	163.75/341.5

<u>Eagle Village</u>	<u>ELA</u>	<u>Math</u>	<u>S.S</u>	<u>Science</u>	<u>PE</u>	<u>Total</u>
1st Trimester	18 attempted 7 earned	16.5 attempted 3 earned	20 attempted 5 earned	13.5 attempted 5.5 earned	0 attempted 0 earned	68 attempted 20.5 earned
2nd Trimester	16.5 attempted 8 earned	12 attempted 1.5 earned	17 attempted 7.5 earned	14 attempted 5.5 earned	1 attempted 1 earned	60.5 attempted 23.5 earned
3rd Trimester	12.5 attempted 2 earned	25 attempted 6.5 earned	14.5 attempted 5 earned	17.5 attempted 8.5 earned	.5 attempted 0 earned	70 attempted 22 earned
Total:	47 attempted 17 earned	53.5 attempted 11 earned	51.5 attempted 17.5 earned	45 attempted 19.5 earned	1.5 attempted 1 earned	198.5 attempted 66 earned

NWEA MAP Data

Percentage of students who showed Significant Growth during the 22/23 School year

<u>School</u>	<u>Math</u>	<u>Reading</u>
Wedgwood	68%	76%
Eagle Village	60%	69%

Social Emotional Data

<u>Wedgewood</u>	<u>RTC Referrals</u>	<u>Restorative Meetings</u> (in lieu of suspension)	<u>ISS</u>	<u>OSS</u>
1st Trimester	19	4	1	2

2nd Trimester	14	2	0	1
3rd Trimester	10	5	0	6
Total:	43	11	1	9

<u>Eagle Village</u>	<u>RTC Referrals</u>	<u>Restorative Meetings (in lieu of suspension)</u>	<u>ISS</u>	<u>OSS</u>
1st Trimester	193	2	8	0
2nd Trimester	335	1	9	0
3rd Trimester	565	1	2	11
Total:	1093	4	19	11

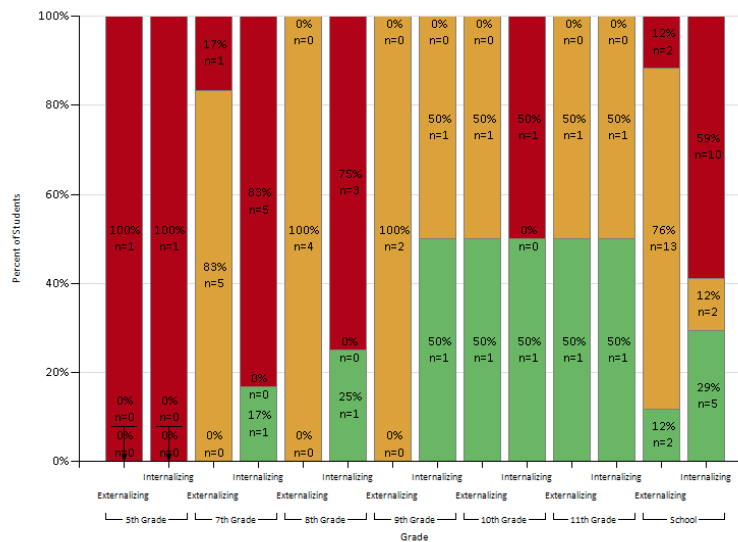
SRSS Data

District: Lighthouse Academy

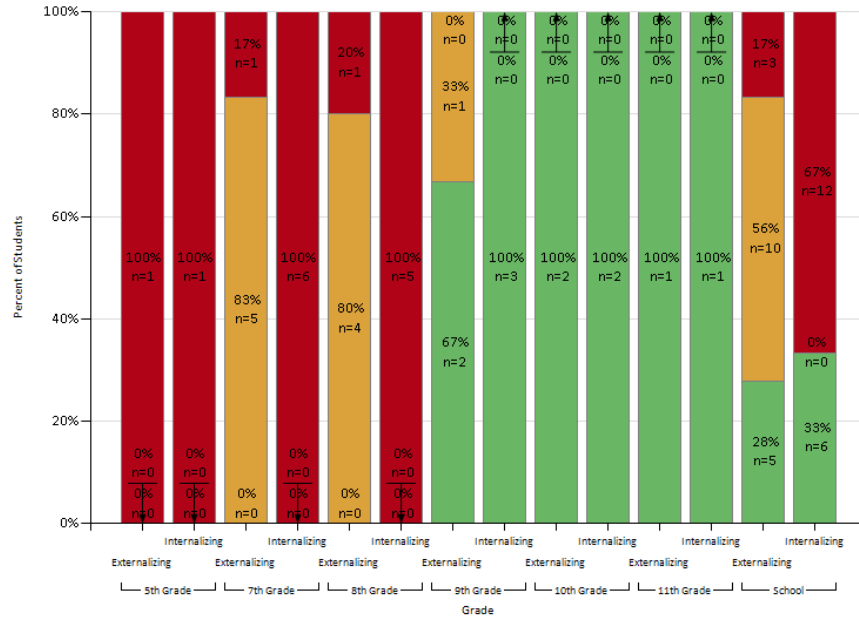
School: Lighthouse Academy- Wedgwood Christian Services

School Year 2022-2023

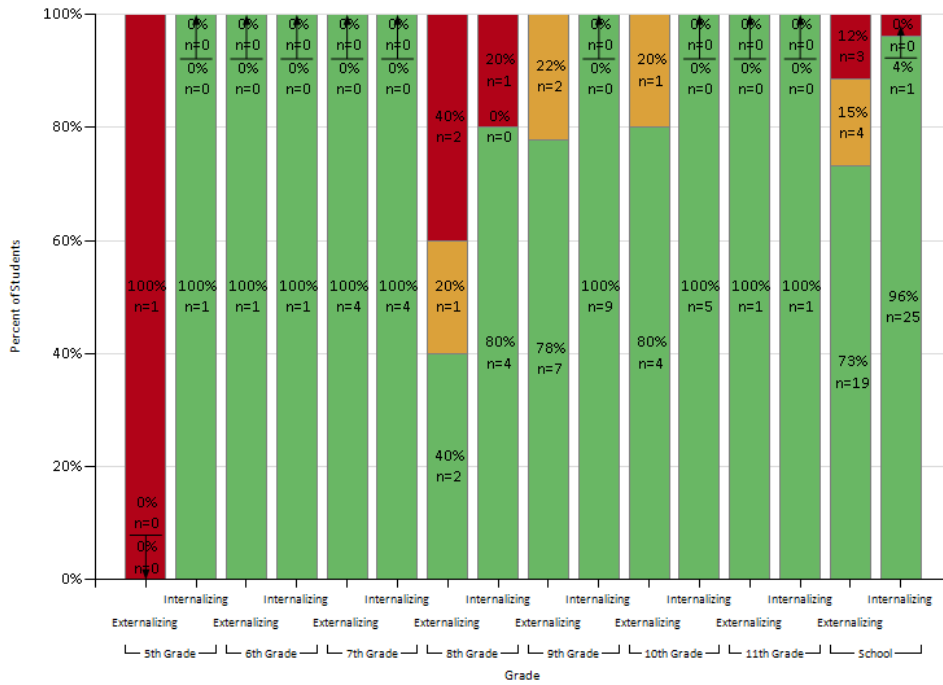
Fall 2022



Winter 2022

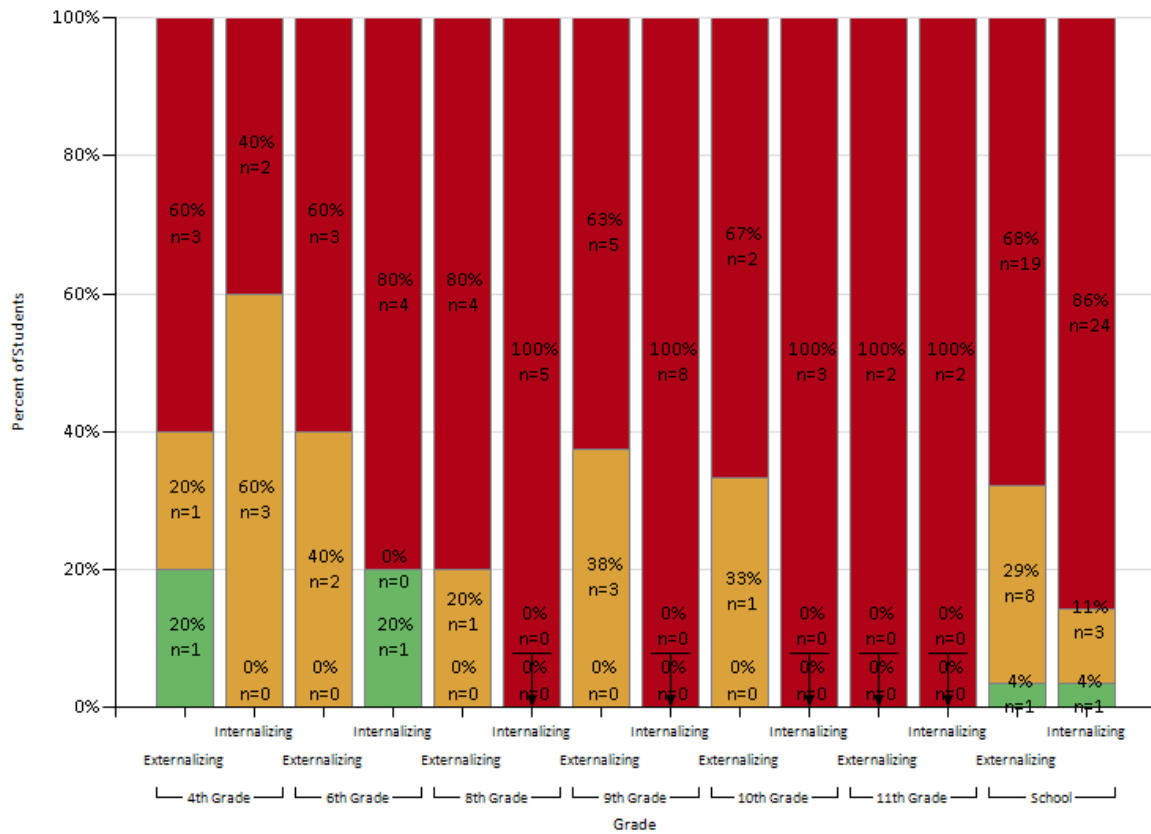


Spring 2023

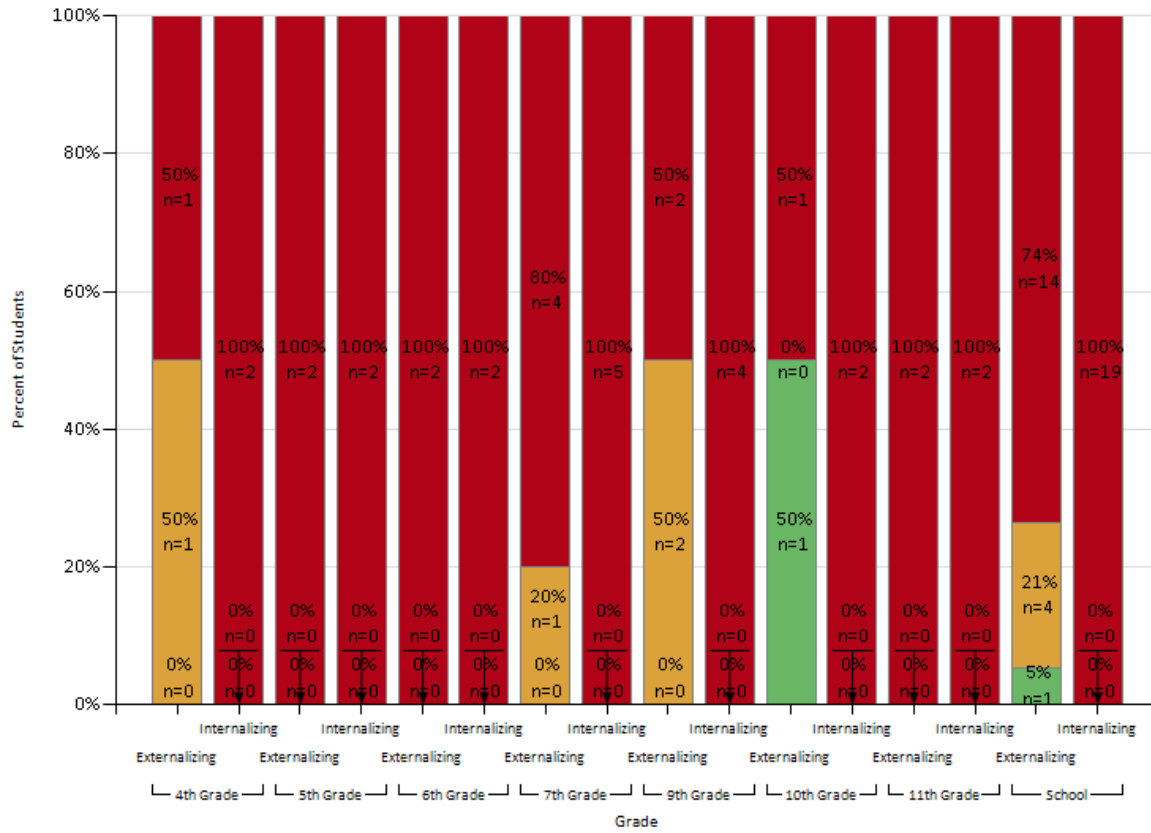


District: Lighthouse Academy
School: Lighthouse Academy- Eagle Village
School Year 2022-2023

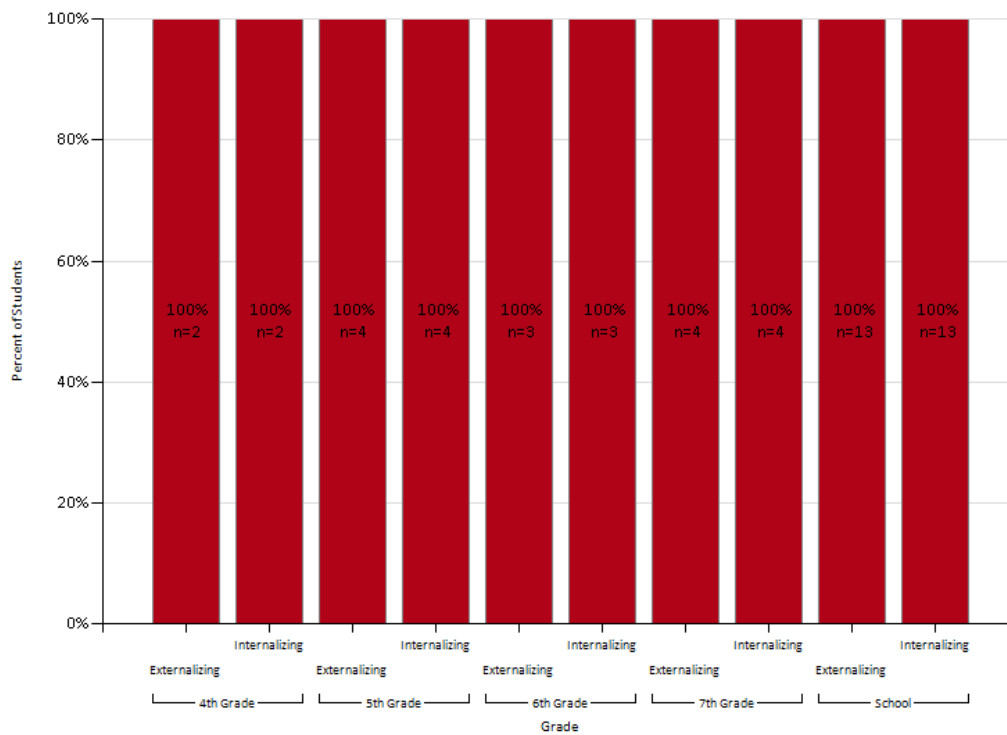
Fall 2022



Winter 2022



Spring 2023



Summary

The Lighthouse Academy Residential and Juvenile Justice Programs continue to work with a population of students who have academic deficits upon entry. Along with these academic deficits, students also tend to have a list of behavior issues due to the traumas they have experienced prior to enrollment. The data shows that the students we work with continue to require additional support specific to what is offered in the Residential and Juvenile Justice programs. The standards earned as well as credit count is a testimony to the hard work of the Lighthouse Academy staff in the Wedgwood, Eagle Village, Waalkes, Pier, and Ottawa JDC Programs. It is critical we continue to grow and learn how to accommodate the emotional needs of our students by utilizing standards effectively with special populations. The data

collected will continue to be analyzed and evaluated along with future data in order to continuously and effectively improve student achievement and success. The Residential and Juvenile Justice Programs at Lighthouse Academy will use the data collected in this report in order to drive programing as well as help in the planning process while we open another JJ program located inside of the Muskegon County Juvenile Transition Center.